
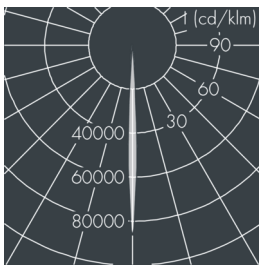
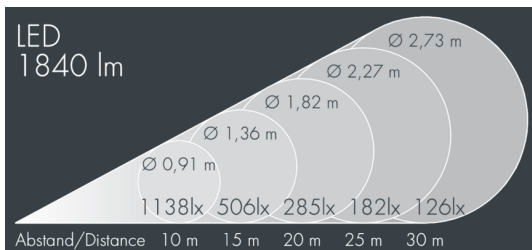


MonoFlood 2

8 202 245 019

5 × 5,6 W, 1840 lm, 4000 K neutral white, narrow beam 5°



Customized solutions and modifications are possible: Special RAL, DB or NCS colours as polyester powder coat, luminaires in 2700 K and other colour temperatures and versions for high ambient temperature.

Specification text

housing made of corrosion-resistant die-cast aluminum AlSi12, polyester powder coated by high-quality and UV-stabilized coating process, Colour: black RAL 7021, all exterior parts are stainless steel, tempered safety glass, anti-reflective coating from 1 side, dark screenprint, silicon gasket, closure with 4 stainless steel screws, for installation on poles Ø 60 - 100 mm, tiltable base made of powder coated aluminum, 2 drilled holes Ø 9 mm, spacing 95 mm, 1 centre hole Ø 13.5 mm, tilt range: 90°, 360° adjustable, cable gland: M16, connecting terminal: 3 pole, precise PMMA optics, integral driver (AC/DC), CRI > 80, max 2 SDCM, service life L90/B10 > 50.000 h, Beam angle (FWHM): 5°, luminous flux: 1840 lm, wattage: 27 W, delivered lumens 69 lm/W, protection type IP67, protection class I, impact resistance IK09, windage area 0,024 m², dimensions (L×H×W): 165 × 137 × 165 mm, weight 3,2 kg

The modular luminaire design makes the replacement of components possible. The product meets the demands of the applicable EU guidelines and product safety regulations and bears the CE and ENEC marks.



IP67 IK09

Specification

| | | | |
|----------------------------|----------------------|-----------------------------|---------------------|
| Wattage | 27 W | Beam angle (FWHM) | 5° |
| Delivered lumens | 69 lm/W | Housing colour | black RAL 7021 |
| Light source | LED 4000 K | Protection type | IP67 |
| Color Rendering Index | CRI > 80 | Protection class | I |
| Colour tolerance | max 2 SDCM | Impact resistance | IK09 |
| Lifetime ta 25° C | L90/B10 > 50.000 h | Windage area | 0,024m ² |
| Control gear | on / off | Dimensions | 165 × 137 × 165 mm |
| Input voltage AC | 220 – 240 V | Weight | 3,20 kg |
| Input voltage DC | 190 – 255 V | Max. ambient temperature ta | 40° |
| Voltage protection | 2 kV L/N 2 kV L/PE | | |
| Luminaires per B16A / C16A | 50 / 85 | | |