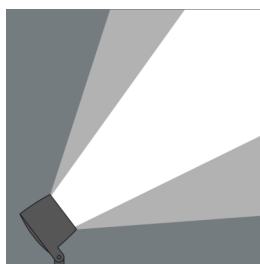
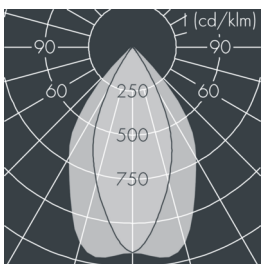
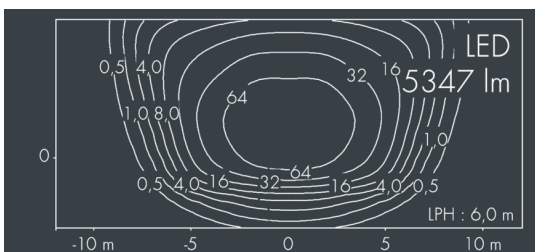




MonoFlood 3

8 203 245 169

52 W, 5347 lm, 4000 K neutral white, DALI, axially symmetrical, narrow beam 45° / 69°



Customized solutions and modifications are possible: Special RAL, DB or NCS colours as polyester powder coat, luminaires in 2700 K and other colour temperatures and versions for high ambient temperature.

Specification text

housing made of corrosion-resistant die-cast aluminum AlSi12, polyester powder coated by high-quality and UV-stabilized coating process, Colour: black RAL 7021, all exterior parts are stainless steel, tempered safety glass, anti-reflective coating from 1 side, dark screenprint, silicon gasket, closure with 4 stainless steel screws, for installation on poles \varnothing 60 - 100 mm, tiltable base made of powder coated aluminum, 2 drilled holes \varnothing 9 mm, spacing 95 mm, 1 centre hole \varnothing 13.5 mm, tilt range: 90°, 360° adjustable, cable gland: M20, connecting terminal: 5 pole, highly efficient aluminum reflector, integral driver (DALI), CRI > 85, 2 SCDM, service life L90/B10 > 50.000 h, Beam angle (FWHM): 45° / 69°, luminous flux: 5347 lm, wattage: 52 W, delivered lumens 103 lm/W, protection type IP67, protection class I, impact resistance IK10, windage area 0,034 m², dimensions (LxHxW): 200 x 156 x 200 mm, weight 4.4 kg

The modular luminaire design makes the replacement of components possible. The product meets the demands of the applicable EU guidelines and product safety regulations and bears the CE and ENEC marks.



IP67 IK10

Specification

Wattage	52 W	Beam angle (FWHM)	45° / 69°
Delivered lumens	103 lm/W	Housing colour	black RAL 7021
Light source	LED 4000 K	Protection type	IP67
Color Rendering Index	CRI > 85	Protection class	I
Colour tolerance	2 SCDM	Impact resistance	IK10
Lifetime ta 25° C	L90/B10 > 50.000 h	Windage area	0,034m ²
Control gear	DALI	Dimensions	200 x 156 x 200 mm
Input voltage AC	220 – 240 V	Weight	4,40 kg
Input voltage DC	220 – 240 V	Max. ambient temperature ta	30°
Voltage protection	3 kV L/N 4 kV L/PE		
Luminaires per B16A / C16A	30 / 51		