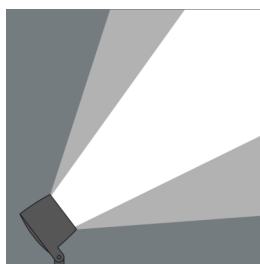
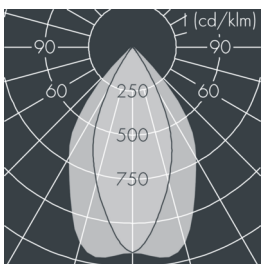
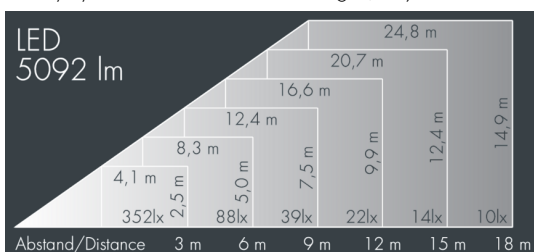


MonoFlood 3

8 203 046 069

52 W, 5092 lm, 3000 K warm white,
axially symmetrical, narrow beam 45° / 69°



Customized solutions and modifications are possible: Special RAL, DB or NCS colours as polyester powder coat, luminaires in 2700 K and other colour temperatures and versions for high ambient temperature.

Specification text

housing made of corrosion-resistant die-cast aluminum AlSi12, polyester powder coated by high-quality and UV-stabilized coating process, Colour: black RAL 7021, all exterior parts are stainless steel, tempered safety glass, anti-reflective coating from 1 side, dark screenprint, silicon gasket, closure with 4 stainless steel screws, mounting bracket: 2 drilled holes \varnothing 7 mm, spacing 30 - 40 mm, 1 centre hole \varnothing 17 mm, tilt range: 180°, cable gland: M20, connecting terminal: 3 pole, highly efficient aluminum reflector, integral driver (AC/DC), CRI > 85, 2 SCDM, service life $L_{90/B_{10}} > 50.000$ h, Beam angle (FWHM): 45° / 69°, luminous flux: 5092 lm, wattage: 52 W, delivered lumens 98 lm/W, protection type IP67, protection class I, impact resistance IK10, windage area 0,032 m², dimensions (LxHxW): 200 x 156 x 200 mm, weight 4.2 kg

The modular luminaire design makes the replacement of components possible. The product meets the demands of the applicable EU guidelines and product safety regulations and bears the CE and ENEC marks.



IP67 IK10

Specification

Wattage	52 W	Beam angle (FWHM)	45° / 69°
Delivered lumens	98 lm/W	Housing colour	black RAL 7021
Light source	LED 3000 K	Power supply cable	\varnothing 6 - 13 mm
Color Rendering Index	CRI > 85	Protection type	IP67
Colour tolerance	2 SCDM	Protection class	I
Lifetime ta 25° C	$L_{90/B_{10}} > 50.000$ h	Impact resistance	IK10
Control gear	on / off	Windage area	0,032m ²
Input voltage AC	220 - 240 V	Dimensions	200 x 156 x 200 mm
Input voltage DC	220 - 240 V	Weight	4,20 kg
Luminaires per B16A / C16A	30 / 51	Max. ambient temperature ta	30°