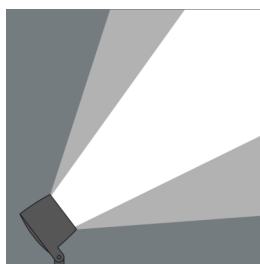
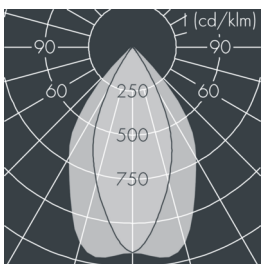
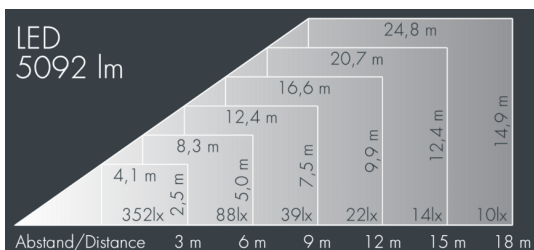


Monoflood 3

8 203 046 169

52 W, 5092 lm, 3000 K warm white, DALI, axially symmetrical, narrow beam 45° / 69°



Customized solutions and modifications are possible: Special RAL, DB or NCS colours as polyester powder coat, luminaires in 2700 K and other colour temperatures and versions for high ambient temperature.

Specification text

housing made of corrosion-resistant die-cast aluminum AlSi12, polyester powder coated by high-quality and UV-stabilized coating process, Colour: black RAL 7021, all exterior parts are stainless steel, tempered safety glass, anti-reflective coating from 1 side, dark screenprint, silicon gasket, closure with 4 stainless steel screws, mounting bracket: 2 drilled holes \varnothing 7 mm, spacing 30 - 40 mm, 1 centre hole \varnothing 17 mm, tilt range: 180°, cable gland: M20, connecting terminal: 5 pole, highly efficient aluminum reflector, integral driver (DALI), CRI > 85, 2 SCDM, service life L_{90}/B_{10} > 50.000 h, Beam angle (FWHM): 45° / 69°, luminous flux: 5092 lm, wattage: 52 W, delivered lumens 98 lm/W, protection type IP67, protection class I, impact resistance IK10, windage area 0,032 m², dimensions (LxHxW): 200 x 156 x 200 mm, weight 4.2 kg

The modular luminaire design makes the replacement of components possible. The product meets the demands of the applicable EU guidelines and product safety regulations and bears the CE and ENEC marks.



IP67 IK10

Specification

| | | | |
|----------------------------|----------------------------|-----------------------------|-------------------------|
| Wattage | 52 W | Beam angle (FWHM) | 45° / 69° |
| Delivered lumens | 98 lm/W | Housing colour | black RAL 7021 |
| Light source | LED 3000 K | Power supply cable | \varnothing 6 - 13 mm |
| Color Rendering Index | CRI > 85 | Protection type | IP67 |
| Colour tolerance | 2 SCDM | Protection class | I |
| Lifetime ta 25° C | L_{90}/B_{10} > 50.000 h | Impact resistance | IK10 |
| Control gear | DALI | Windage area | 0,032m ² |
| Input voltage AC | 220 - 240 V | Dimensions | 200 x 156 x 200 mm |
| Input voltage DC | 220 - 240 V | Weight | 4,20 kg |
| Voltage protection | 3 kV L/N 4 kV L/PE | Max. ambient temperature ta | 30° |
| Luminaires per B16A / C16A | 30 / 51 | | |