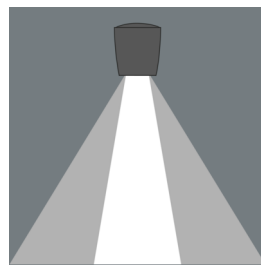
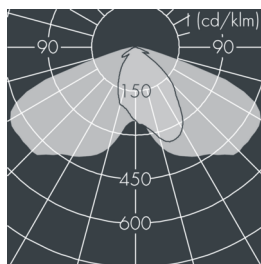
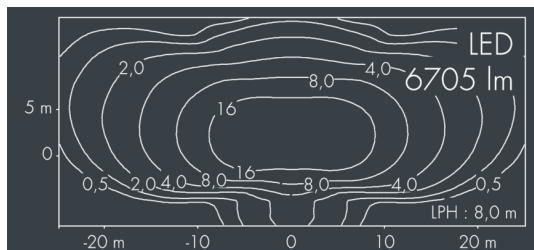


## Monospot 4

8 904 267 089

68 W, 6669 lm, 2700 K warm white,

Street Optic 92° / 143°



Customized solutions and modifications are possible: Special RAL, DB or NCS colours as polyester powder coat, luminaires in 2700 K and other colour temperatures and versions for high ambient temperature.

## Specification text

housing made of corrosion-resistant die-cast aluminum AlSi12, polyester powder coated by high-quality and UV-stabilized coating process, Colour: white RAL 9002, all exterior parts are stainless steel, tempered safety glass, anti-reflective coating from 1 side, dark screenprint, silicon gasket, closure with 3 stainless steel screws, for installation on poles Ø 60 - 100 mm, tiltable base made of powder coated aluminum, 2 drilled holes Ø 9 mm, spacing 95 mm, 1 centre hole Ø 13.5 mm, tilt range: 90°, 360° adjustable, cable gland: M20, connecting terminal: 3 pole, lens for batwing light distribution made of highly efficient optical silicon, integral driver (AC/DC), CRI > 85, max 3 SDCM, service life L80/B20 > 50.000 h, Beam angle (FWHM): 92° / 143°, luminous flux: 6669 lm, wattage: 68 W, delivered lumens 99 lm/W, protection type IP67, protection class I, impact resistance IK08, windage area 0,075 m², dimensions: Ø 215 mm, width 240 mm, weight 5.1 kg

The modular luminaire design makes the replacement of components possible. The product meets the demands of the applicable EU guidelines and product safety regulations and bears the CE mark.



IP67 IK08

## Specification

Wattage	68 W	Beam angle (FWHM)	92° / 143°
Delivered lumens	99 lm/W	Housing colour	white RAL 9002
Light source	LED 2700 K	Protection type	IP67
Color Rendering Index	CRI > 85	Protection class	I
Colour tolerance	max 3 SDCM	Impact resistance	IK08
Lifetime ta 25° C	L80/B20 > 50.000 h	Windage area	0,075m²
Control gear	on / off	Dimensions	Ø 215 mm, width 240 mm
Input voltage AC	220 – 240 V	Weight	5,10 kg
Input voltage DC	195 – 255 V	Max. ambient temperature ta	35°
Voltage protection	2 kV L/N   4 kV L/PE		
Luminaires per B16A / C16A	10 / 16		