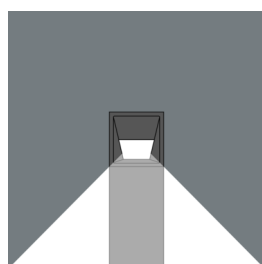
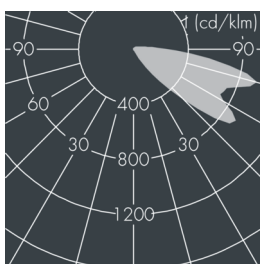
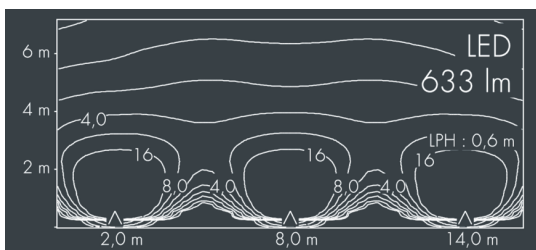


Nightpath

8 304 655 009

5 × 2,5 W, 633 lm, 4000 K neutral white, asymmetrical 88°

L1 = 600mm



Customized solutions and modifications are possible: Special RAL, DB or NCS colours as polyester powder coat, luminaires in 2700 K and other colour temperatures and versions for high ambient temperature.

Specification text

housing made of corrosion-resistant die-cast aluminum AlSi12 and extruded aluminum post, cast aluminum base plate, polyester powder coated by high-quality and UV-stabilized coating process, Colour: silver grey, all exterior parts are stainless steel, tempered prismatic safety glass, anti-reflective coating from 1 side, silicon gasket, closure with 4 stainless steel screws, connecting terminal: 3 pole, extreme wide beam optical system, highly efficient optics made of transparent thermoplastic for precise lighting tasks, integral control gear, CRI > 80, max 2 SDCM, service life L90/B10 > 50.000 h, luminous flux: 633 lm, wattage: 13 W, delivered lumens 49 lm/W, protection type IP65, protection class I, impact resistance IK08, windage area 0,11 m², dimensions (L×H×W): 178 × 600 × 131 mm, weight 6.2 kg

The modular luminaire design makes the replacement of components possible. The product meets the demands of the applicable EU guidelines and product safety regulations and bears the CE and ENEC marks.



Specification

| | | | |
|----------------------------|----------------------|-----------------------------|--------------------|
| Wattage | 13 W | Housing colour | silver grey |
| Delivered lumens | 49 lm/W | Power supply cable | Ø 7 – 11 mm |
| Light source | LED 4000 K | Protection type | IP65 |
| Color Rendering Index | CRI > 80 | Protection class | I |
| Colour tolerance | max 2 SDCM | Impact resistance | IK08 |
| Lifetime ta 25° C | L90/B10 > 50.000 h | Windage area | 0,11m ² |
| Control gear | on / off | Dimensions | 178 × 600 × 131 mm |
| Input voltage AC | 220 – 240 V | Weight | 6,20 kg |
| Input voltage DC | 195 – 240 V | Max. ambient temperature ta | 40° |
| Voltage protection | 1 kV L/N 2 kV L/PE | | |
| Luminaires per B16A / C16A | 37 / 61 | | |