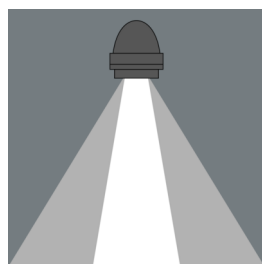
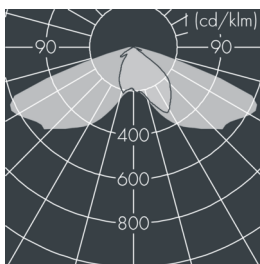
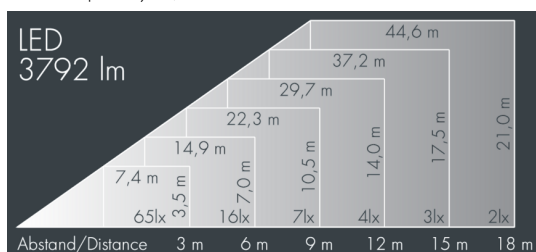


Nightspot B

8 988 265 209

40 W, 3772 lm, 4000 K neutral white, 1-10V,
Street Optic 47° / 126°



Customized solutions and modifications are possible: Special RAL, DB or NCS colours as polyester powder coat, luminaires in 2700 K and other colour temperatures and versions for high ambient temperature.

Specification text

housing made of corrosion-resistant die-cast aluminum AlSi12, polyester powder coated by high-quality and UV-stabilized coating process, Colour: white RAL 9002, all exterior parts are stainless steel, tempered safety glass, anti-reflective coating from 1 side, silicon gasket, closure with 4 stainless steel screws, for installation on poles \varnothing 60-100mm, adjustable aluminum mounting base, powder coated: 2 drilled holes \varnothing 9mm, spacing 105mm, 1 centre hole \varnothing 22mm, tilt range: 80°, cable gland: M20, connecting terminal: 5 pole, lens for batwing light distribution made of highly efficient optical silicon, integral driver (dimnable 1-10V), min. 80, max 3 SDCM, service life L80/B20 > 50.000 h, Beam angle (FWHM): 47° / 126°, luminous flux: 3772 lm, wattage: 40 W, delivered lumens 95 lm/W, protection type IP67, protection class I, impact resistance IK08, windage area 0,05 m², weight 5.4 kg

The modular luminaire design makes the replacement of components possible. The product meets the demands of the applicable EU guidelines and product safety regulations and bears the CE and ENEC marks.



IP67 IK08

Specification

Wattage	40 W	Beam angle (FWHM)	47° / 126°
Delivered lumens	95 lm/W	Housing colour	white RAL 9002
Light source	LED 4000 K	Power supply cable	\varnothing 8 – 15 mm
Color Rendering Index	min. 80	Protection type	IP67
Colour tolerance	max 3 SDCM	Protection class	I
Lifetime ta 25° C	L80/B20 > 50.000 h	Impact resistance	IK08
Control gear	1-10V	Windage area	0,05m ²
Input voltage AC	110 – 240 V	Weight	5,40 kg
Input voltage DC	190 – 250 V	Max. ambient temperature ta	40°
Voltage protection	4 kV L/N 5 kV L/PE		
Luminaires per B16A / C16A	30 / 51		