
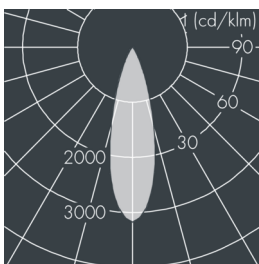
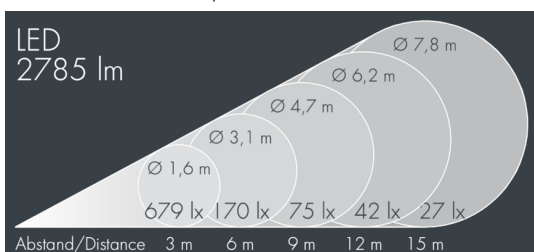




## Superlight Nano 4

8 821 045 649

16 x 2,5 W, 2785 lm, 4000 K neutral white, 1-10V, medium wide beam 29°



Customized solutions and modifications are possible: Special RAL, DB or NCS colours as polyester powder coat, luminaires in 2700 K and other colour temperatures and versions for high ambient temperature.

## Specification text

housing made of die-cast aluminum AlSi12, polyester powder coated by high-quality and UV-stabilized coating process, Colour: black RAL 7021, all exterior parts are stainless steel, tempered safety glass, anti-reflective coating from 1 side, dark screenprint, silicon gasket, powder coated die cast zinc mounting bracket with tilt scale: 2 long holes Ø 8.5 mm, spacing 50-70 mm, 1 centre hole Ø 12.5 mm, tilt range: 120°, cable gland: 2 x M20, cable entry: 2, connecting terminal: 5 pole, highly efficient optics made of transparent thermoplastic for precise lighting tasks, integral driver (1-10V), CRI > 80, max 2 SDCM, service life L90/B10 > 50.000 h, Beam angle (FWHM): 29°, luminous flux: 2785 lm, wattage: 39 W, delivered lumens 71 lm/W, protection type IP67, protection class I, impact resistance IK08, windage area 0,02 m², dimensions (LxHxW): 140 x 115 x 140 mm, weight 2.3 kg

The modular luminaire design makes the replacement of components possible. The product meets the demands of the applicable EU guidelines and product safety regulations and bears the CE and ENEC marks.



IP67 IK08

## Specification

Wattage	39 W	Beam angle (FWHM)	29°
Delivered lumens	71 lm/W	Housing colour	black RAL 7021
Light source	LED 4000 K	Power supply cable	Ø 6 – 13 mm
Color Rendering Index	CRI > 80	Protection type	IP67
Colour tolerance	max 2 SDCM	Protection class	I
Lifetime ta 25° C	L90/B10 > 50.000 h	Impact resistance	IK08
Control gear	1-10V	Windage area	0,02m²
Input voltage AC	110 – 240 V	Dimensions	140 x 115 x 140 mm
Input voltage DC	190 – 250 V	Weight	2,30 kg
Voltage protection	4 kV L/N   5 kV L/PE	Max. ambient temperature ta	30°
Luminaires per B16A / C16A	30 / 51		