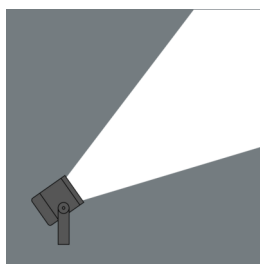
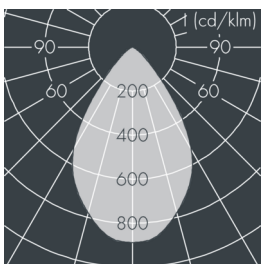
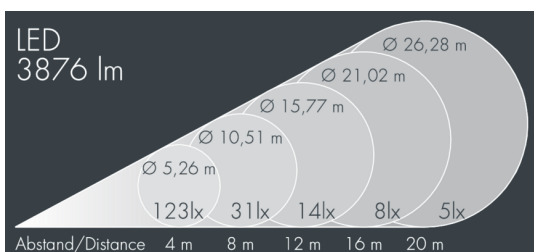




## Superlight Nano 5

8 830 046 459

25 × 2,3 W, 3876 lm, 3000 K warm white, wide beam 66°



Customized solutions and modifications are possible: Special RAL, DB or NCS colours as polyester powder coat, luminaires in 2700 K and other colour temperatures and versions for high ambient temperature.

## Specification text

housing made of corrosion-resistant die-cast aluminum AlSi12, polyester powder coated by high-quality and UV-stabilized coating process, Colour: black RAL 7021, all exterior parts are stainless steel, tempered safety glass, anti-reflective coating from 1 side, dark screenprint, silicon gasket, mounting bracket powder coated aluminum with tilt scale: 2 long holes Ø 8.5 mm, spacing 50 - 70 mm, 1 centre hole Ø 12.5 mm, tilt range: 120°, cable gland: 2 × M20, cable entry: 2, connecting terminal: 3 pole, highly efficient optics made of transparent thermoplastic for precise lighting tasks, integral driver (AC/DC), CRI > 80, max 2 SDCM, service life L90/B10 > 50.000 h, Beam angle (FWHM): 66°, luminous flux: 3876 lm, wattage: 57 W, delivered lumens 68 lm/W, protection type IP67, protection class I, impact resistance IK08, windage area 0,03 m<sup>2</sup>, dimensions (L×H×W): 165 × 125 × 165 mm, weight 3,05 kg

The modular luminaire design makes the replacement of components possible. The product meets the demands of the applicable EU guidelines and product safety regulations and bears the CE and ENEC marks.



IP67 IK08

## Specification

Wattage	57 W	Beam angle (FWHM)	66°
Delivered lumens	68 lm/W	Housing colour	black RAL 7021
Light source	LED 3000 K	Power supply cable	Ø 6 – 13 mm
Color Rendering Index	CRI > 80	Protection type	IP67
Colour tolerance	max 2 SDCM	Protection class	I
Lifetime ta 25° C	L90/B10 > 50.000 h	Impact resistance	IK08
Control gear	on / off	Windage area	0,03m <sup>2</sup>
Input voltage AC	220 – 240 V	Dimensions	165 × 125 × 165 mm
Input voltage DC	195 – 255 V	Weight	3,05 kg
Voltage protection	4 kV L/N   4 kV L/PE	Max. ambient temperature ta	35°
Luminaires per B16A / C16A	24 / 41		