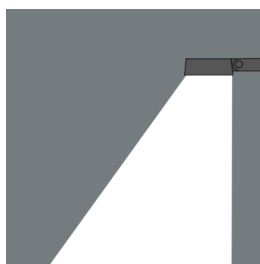
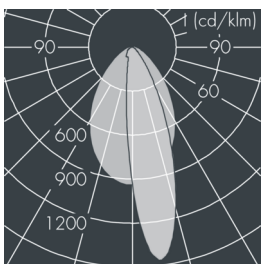
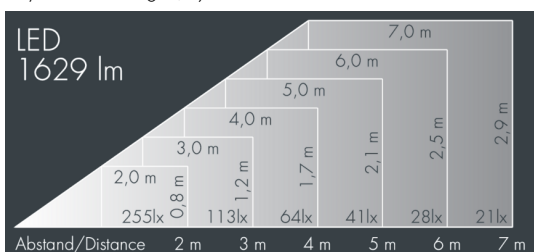


## Expolux

8 990 165 289

18 W, 1629 lm, 4000 K neutral white, 1-10V, asymmetrical 43° / 70°



Customized solutions and modifications are possible: Special RAL, DB or NCS colours as polyester powder coat, luminaires in 2700 K and other colour temperatures and versions for high ambient temperature.

## Specification text

housing made of corrosion-resistant die-cast aluminum AlSi12, polyester powder coated by high-quality and UV-stabilized coating process, Colour: white RAL 9002, all exterior parts are stainless steel, UV stabilised, impact-resistant polycarbonate cover, silicon gasket, closure with 4 stainless steel screws, wall mounting plate: 2 drilled holes  $\varnothing$  7 mm, spacing 78 mm, tilt range: 180°, cable gland: M20, connecting terminal: 5 pole, partially frosted baton lens made of highly efficient optical silicon, integral driver (dimmmable 1-10V), CRI > 80, max 2 SDCM, service life L80/B10 > 50.000 h, Beam angle (FWHM): 43° / 70°, luminous flux: 1629 lm, wattage: 18 W, delivered lumens 90 lm/W, protection type IP65, protection class I, impact resistance IK10, windage area 0,03 m<sup>2</sup>, dimensions (L×H×W): 240 × 40 × 118 mm, weight 2.1 kg

The modular luminaire design makes the replacement of components possible. The product meets the demands of the applicable EU guidelines and product safety regulations and bears the CE and ENEC marks.



IP65 IK10

## Specification

|                            |                      |                             |                         |
|----------------------------|----------------------|-----------------------------|-------------------------|
| Wattage                    | 18 W                 | Beam angle (FWHM)           | 43° / 70°               |
| Delivered lumens           | 90 lm/W              | Housing colour              | white RAL 9002          |
| Light source               | LED 4000 K           | Power supply cable          | $\varnothing$ 6 – 13 mm |
| Color Rendering Index      | CRI > 80             | Protection type             | IP65                    |
| Colour tolerance           | max 2 SDCM           | Protection class            | I                       |
| Lifetime ta 25° C          | L80/B10 > 50.000 h   | Impact resistance           | IK10                    |
| Control gear               | 1-10V                | Windage area                | 0,03m <sup>2</sup>      |
| Input voltage AC           | 220 – 240 V          | Dimensions                  | 240 × 40 × 118 mm       |
| Input voltage DC           | 195 – 240 V          | Weight                      | 2,10 kg                 |
| Voltage protection         | 2 kV L/N   4 kV L/PE | Max. ambient temperature ta | 40°                     |
| Luminaires per B16A / C16A | 50 / 85              |                             |                         |