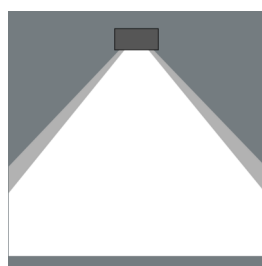
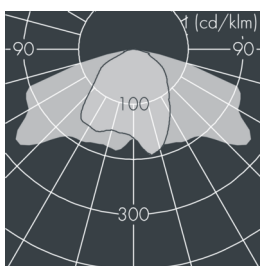
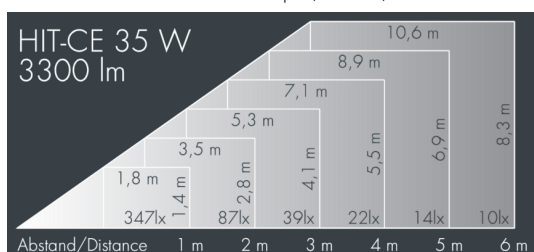


Fluxa A

8 272 055 009

For ceramic metal halide lamps (HIT-CE)



Customized solutions and modifications are possible: Special RAL, DB or NCS colours as polyester powder coat, luminaires in 2700 K and other colour temperatures and versions for high ambient temperature.

Specification text

housing made of corrosion-resistant die-cast aluminum AlSi12, polyester powder coated by high-quality and UV-stabilized coating process, Colour: silver grey, all exterior parts are stainless steel, tempered safety glass, anti-reflective coating from 1 side, silicon gasket, closure with 4 stainless steel screws, powder coated aluminum mounting bracket with tilt scale: 4 holes Ø 8.5 mm, spacing 70 mm (120 mm), 2 drilled holes Ø 10 mm, spacing 200 mm, 1 centre hole Ø 22 mm, tilt range: 210°, cable gland: M20, connecting terminal: 3 pole, high gloss aluminum reflector, integral ballast and ignitor, LPF, HPF available on request, Beam angle (FWHM): 82°, luminous flux: 3300 lm, wattage: 35 W, delivered lumens 82 lm/W, protection type IP65, protection class I, windage area 0,11 m², dimensions (L×H×W): 370 × 150 × 275 mm, weight 8.3 kg

The modular luminaire design makes the replacement of components possible. The product meets the demands of the applicable EU guidelines and product safety regulations and bears the CE mark.



Specification

Wattage	35 W	Beam angle (FWHM)	82°
Delivered lumens	82 lm/W	Housing colour	silver grey
Control gear	on / off	Power supply cable	Ø 8 – 15 mm
		Protection type	IP65
		Protection class	I
		Windage area	0,11 m ²
		Dimensions	370 × 150 × 275 mm
		Weight	8,30 kg