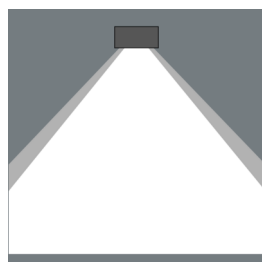
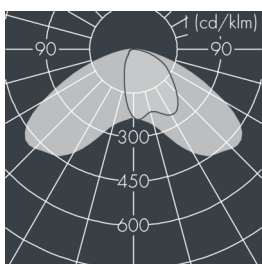
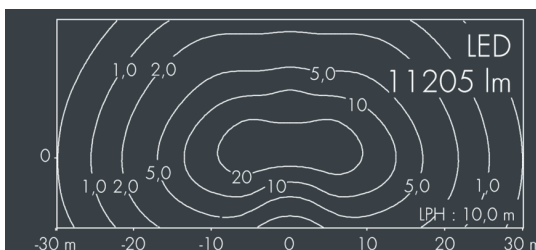


Fluxa B

8 288 045 179

2 × 70 W, 11 205 lm, 4000 K neutral white, DALI, wide beam 61° / 133°



Customized solutions and modifications are possible: Special RAL, DB or NCS colours as polyester powder coat, luminaires in 2700 K and other colour temperatures and versions for high ambient temperature.

Specification text

housing made of corrosion-resistant die-cast aluminum AlSi12, polyester powder coated by high-quality and UV-stabilized coating process, Colour: black RAL 7021, all exterior parts are stainless steel, tempered safety glass, anti-reflective coating from 1 side, with prismatic glass

for reduced glare, silicon gasket, closure with 4 stainless steel screws, aluminum mounting bracket, polyester powder coated, with tilt scale: 4 drilled holes Ø 8.5mm, spacing 70mm (120mm), 2 drilled holes Ø 10mm, spacing 200mm, cable gland: M20, connecting terminal: 5 pole, highly efficient anodized rotationally symmetrical reflector with matt finish, integral, dimmable driver (DALI), CRI > 70, max 2 SDCM, service life L90/B10 > 50.000 h,

Beam angle (FWHM): 61° / 133°, luminous flux: 11 205 lm, wattage: 139 W, delivered lumens 81 lm/W, protection type IP65, protection class I, impact resistance IK09, windage area 0,16 m², dimensions (L×H×W): 450 × 157 × 335 mm, weight 9.7 kg

The modular luminaire design makes the replacement of components possible. The product meets the demands of the applicable EU guidelines and product safety regulations and bears the CE mark.



IP65 IK09

Specification

Wattage	139 W	Beam angle (FWHM)	61° / 133°
Delivered lumens	81 lm/W	Housing colour	black RAL 7021
Light source	LED 4000 K	Power supply cable	Ø 8 – 15 mm
Color Rendering Index	CRI > 70	Protection type	IP65
Colour tolerance	max 2 SDCM	Protection class	I
Lifetime ta 25° C	L90/B10 > 50.000 h	Impact resistance	IK09
Control gear	DALI	Windage area	0,16m ²
		Dimensions	450 × 157 × 335 mm
		Weight	9,70 kg
		Max. ambient temperature ta	40°