
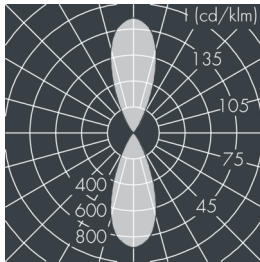
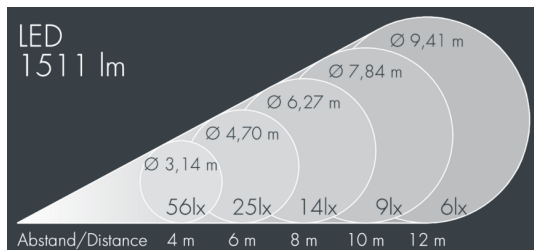


Gemini 2

8 338 545 109

8 × 2,5 W, 1505 lm, 4000 K neutral white, DALI, uplight wide beam, down light wide beam up 45° / down 45°



Customized solutions and modifications are possible: Special RAL, DB or NCS colours as polyester powder coat, luminaires in 2700 K and other colour temperatures and versions for high ambient temperature.

Specification text

housing made of corrosion-resistant die-cast aluminum AlSi12, polyester powder coated by high-quality and UV-stabilized coating process, Colour: black RAL 7021, all exterior parts are stainless steel, tempered high efficiency safety glass, anti-reflective coating from 1 side, dark screenprint, silicon gasket, wall box: 2 drilled holes Ø 6 mm, spacing 75 mm, two cable entries for recessed or surface mounted cable Ø 7-10 mm, cable gland: 2 x up to Ø 7-10 mm, recessed or surface mounted cable, connecting terminal: 5 pole, highly efficient optics made of transparent thermoplastic for precise lighting tasks, integral, dimmable driver (DALI), CRI > 80, max 2 SDCM, service life L90/B10 > 50.000 h, Beam angle (FWHM): up 45° / down 45°, luminous flux: 1505 lm, wattage: 20 W, delivered lumens 75 lm/W, protection type IP65, protection class I, impact resistance IK08, windage area 0,017 m², dimensions (L×H×W): 105 × 164 × 81 mm, weight 1.2 kg

The modular luminaire design makes the replacement of components possible. The product meets the demands of the applicable EU guidelines and product safety regulations and bears the CE mark.



IP65 IK08

Specification

Wattage	20 W	Beam angle (FWHM)	up 45° / down 45°
Delivered lumens	75 lm/W	Housing colour	black RAL 7021
Light source	LED 4000 K	Power supply cable	Ø 7 – 10 mm
Color Rendering Index	CRI > 80	Protection type	IP65
Colour tolerance	max 2 SDCM	Protection class	I
Lifetime ta 25° C	L90/B10 > 50.000 h	Impact resistance	IK08
Control gear	DALI	Windage area	0,017m²
Input voltage AC	220 – 240 V	Dimensions	105 × 164 × 81 mm
Input voltage DC	210 – 255 V	Weight	1,20 kg
Voltage protection	2 kV L/N 4 kV L/PE	Max. ambient temperature ta	40°
Luminaires per B16A / C16A	50 / 85		