
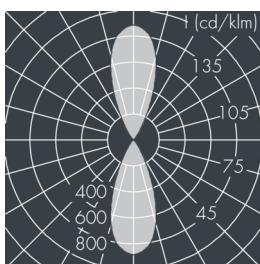
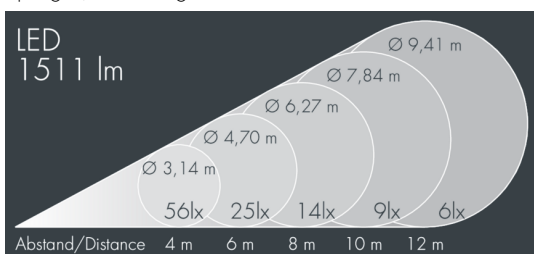




Gemini 2

8 338 565 009

8 × 2,5 W, 1 505 lm, 4000 K neutral white,
uplight wide beam, down light wide beam
up 45° / down 45°



Customized solutions and modifications are possible: Special RAL, DB or NCS colours as polyester powder coat, luminaires in 2700 K and other colour temperatures and versions for high ambient temperature.

Specification text

housing made of corrosion-resistant die-cast aluminum AlSi12, polyester powder coated by high-quality and UV-stabilized coating process, Colour: white RAL 9002, all exterior parts are stainless steel, tempered high efficiency safety glass, anti-reflective coating from 1 side, dark screenprint, silicon gasket, wall box: 2 drilled holes Ø 6 mm, spacing 75 mm, two cable entries for recessed or surface mounted cable Ø 7-10 mm, cable gland: 2 x up to Ø 7-10 mm, recessed or surface mounted cable, connecting terminal: 3 pole, highly efficient optics made of transparent thermoplastic for precise lighting tasks, integral driver (AC/DC), CRI > 80, max 2 SDCM, service life L90/B10 > 50.000 h, Beam angle (FWHM): up 45° / down 45°, luminous flux: 1 505 lm, wattage: 20 W, delivered lumens 75 lm/W, protection type IP65, protection class I, impact resistance IK08, windage area 0,017 m², dimensions (L×H×W): 105 × 164 × 81 mm, weight 1.2 kg

The modular luminaire design makes the replacement of components possible. The product meets the demands of the applicable EU guidelines and product safety regulations and bears the CE mark.

 IP65 IK08

Specification

| | | | |
|----------------------------|----------------------|-----------------------------|---------------------|
| Wattage | 20 W | Beam angle (FWHM) | up 45° / down 45° |
| Delivered lumens | 75 lm/W | Housing colour | white RAL 9002 |
| Light source | LED 4000 K | Power supply cable | Ø 7 – 10 mm |
| Color Rendering Index | CRI > 80 | Protection type | IP65 |
| Colour tolerance | max 2 SDCM | Protection class | I |
| Lifetime ta 25° C | L90/B10 > 50.000 h | Impact resistance | IK08 |
| Control gear | on / off | Windage area | 0,017m ² |
| Input voltage AC | 220 – 240 V | Dimensions | 105 × 164 × 81 mm |
| Input voltage DC | 190 – 255 V | Weight | 1,20 kg |
| Voltage protection | 2 kV L/N 4 kV L/PE | Max. ambient temperature ta | 40° |
| Luminaires per B16A / C16A | 50 / 85 | | |