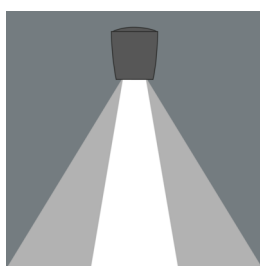
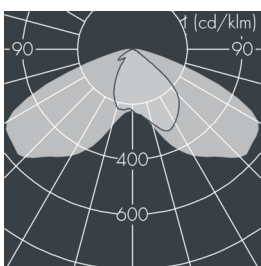
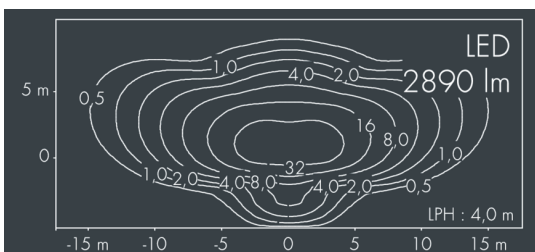


MonoFlood 2

8 202 256 189
27 W, 2875 lm, 3000 K warm white, DALI,
Street Optic 51° / 121°



Customized solutions and modifications are possible: Special RAL, DB or NCS colours as polyester powder coat, luminaires in 2700 K and other colour temperatures and versions for high ambient temperature.

Specification text

housing made of corrosion-resistant die-cast aluminum AlSi12, polyester powder coated by high-quality and UV-stabilized coating process, Colour: silver grey, all exterior parts are stainless steel, tempered safety glass, anti-reflective coating from 1 side, dark screenprint, silicon gasket, closure with 4 stainless steel screws, for installation on poles \varnothing 60 - 100 mm, tiltable base made of powder coated aluminum, 2 drilled holes \varnothing 9 mm, spacing 95 mm, 1 centre hole \varnothing 13.5 mm, tilt range: 90°, 360° adjustable, cable gland: M16, connecting terminal: 5 pole, lens for batwing light distribution made of highly efficient optical silicon, integral driver (DALI), CRI > 80, max 3 SDCM, service life L90/B10 > 50.000 h, Beam angle (FWHM): 51° / 121°, luminous flux: 2875 lm, wattage: 27 W, delivered lumens 106 lm/W, protection type IP67, protection class I, impact resistance IK09, windage area 0,026 m², dimensions (L×H×W): 165 × 137 × 165 mm, weight 3.3 kg

The modular luminaire design makes the replacement of components possible. The product meets the demands of the applicable EU guidelines and product safety regulations and bears the CE and ENEC marks.



Specification

| | | | |
|----------------------------|----------------------|-----------------------------|-------------------------|
| Wattage | 27 W | Beam angle (FWHM) | 51° / 121° |
| Delivered lumens | 106 lm/W | Housing colour | silver grey |
| Light source | LED 3000 K | Power supply cable | \varnothing 6 - 13 mm |
| Color Rendering Index | CRI > 80 | Protection type | IP67 |
| Colour tolerance | max 3 SDCM | Protection class | I |
| Lifetime ta 25° C | L90/B10 > 50.000 h | Impact resistance | IK09 |
| Control gear | DALI | Windage area | 0,026m ² |
| Input voltage AC | 220 - 240 V | Dimensions | 165 × 137 × 165 mm |
| Input voltage DC | 195 - 255 V | Weight | 3,30 kg |
| Voltage protection | 4 kV L/N 2 kV L/PE | Max. ambient temperature ta | 35° |
| Luminaires per B16A / C16A | 43 / 73 | | |