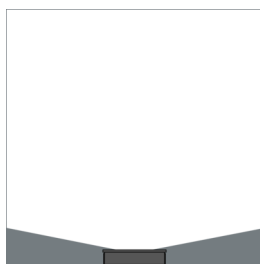
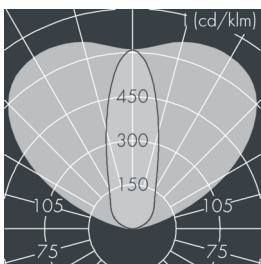
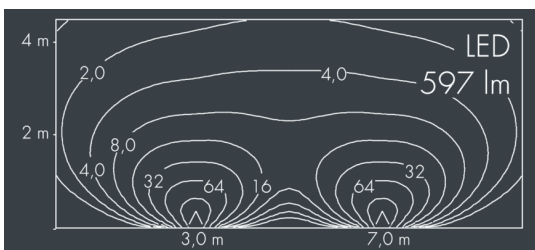


## Monoline 1

8 780 756 109

4 × 2,5 W, 597 lm, 3000 K warm white, DALI, wall washer 34° / 126°



Customized solutions and modifications are possible: Special RAL, DB or NCS colours as polyester powder coat, luminaires in 2700 K and other colour temperatures and versions for high ambient temperature.

## Specification text

housing made of corrosion-resistant die-cast aluminum AlSi12, polyester powder coated by high-quality and UV-stabilized coating process, Colour: silver grey, all exterior parts are stainless steel, tempered safety glass, anti-reflective coating from 1 side, with partial frosting for uniform light diffraction and dark silk-print, silicon gasket, closure with 4 stainless steel screws, mounting plate: 2 drilled holes Ø 7 mm, spacing 45 mm, tilt range: 180°, cable gland: M20, connecting terminal: 5 pole, highly efficient optics made of transparent thermoplastic for precise lighting tasks, integral driver (DALI), CRI > 80, max 3 SDCM, service life L80/B20 > 50.000 h, Beam angle (FWHM): 34° / 126°, luminous flux: 597 lm, wattage: 10 W, delivered lumens 60 lm/W, protection type IP65, protection class I, impact resistance IK08, windage area 0,016 m<sup>2</sup>, dimensions (L×H×W): 222 × 50 × 62 mm, weight 1.4 kg

The modular luminaire design makes the replacement of components possible. The product meets the demands of the applicable EU guidelines and product safety regulations and bears the CE mark.

IP65 IK08

## Specification

Wattage	10 W	Beam angle (FWHM)	34° / 126°
Delivered lumens	60 lm/W	Housing colour	silver grey
Light source	LED 3000 K	Power supply cable	Ø 6 – 13 mm
Color Rendering Index	CRI > 80	Protection type	IP65
Colour tolerance	max 3 SDCM	Protection class	I
Lifetime ta 25° C	L80/B20 > 50.000 h	Impact resistance	IK08
Control gear	DALI	Windage area	0,016m <sup>2</sup>
Input voltage AC	220 – 240 V	Dimensions	222 × 50 × 62 mm
Input voltage DC	220 – 240 V	Weight	1,40 kg
Voltage protection	2 kV L/N   4 kV L/PE	Max. ambient temperature ta	40°
Luminaires per B16A / C16A	50 / 50		