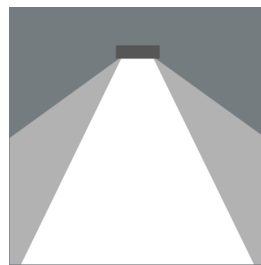
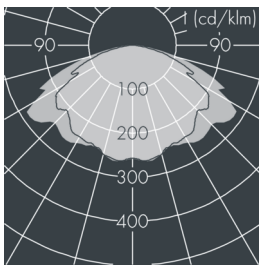
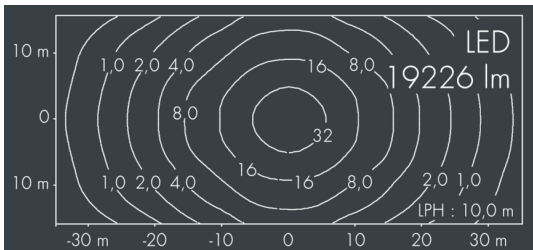


## Monospace High Output

8 251 465 189

10 × 16 W, 19226 lm, 4000 K neutral white, DALI, asymmetrical wide beam 60° / 138°



Customized solutions and modifications are possible: Special RAL, DB or NCS colours as polyester powder coat, luminaires in 2700 K and other colour temperatures and versions for high ambient temperature.

## Specification text

housing made of corrosion-resistant die-cast aluminum AlSi12, polyester powder coated by high-quality and UV-stabilized coating process, Colour: white RAL 9002, all exterior parts are stainless steel, tempered high efficiency safety glass, anti-reflective coating from 1 side, dark screenprint, silicon gasket, closure with 4 stainless steel screws, with pole top fitter for 2 luminaires for poles Ø 60/76 mm, 3 M8 grub screws, tilt range: 7°, cable gland: M20, with 2x 8 m cable Ho5RN-F5G1, connecting terminal: 5 pole, highly efficient metallized PC reflector, integral driver (DALI), CRI > 80, 3 SCDM, service life L80/B20 > 50.000 h,

Beam angle (FWHM): 60° / 138°, luminous flux: 19226 lm, wattage: 160 W, delivered lumens 120 lm/W, protection type IP67, protection class I, impact resistance IK08, windage area 0,063 m<sup>2</sup>, dimensions (L×H×W): 924 × 67 × 308 mm, weight 10.3 kg

The modular luminaire design makes the replacement of components possible. The product meets the demands of the applicable EU guidelines and product safety regulations and bears the CE mark.



IP67 IK08

## Specification

Wattage	160 W	Beam angle (FWHM)	60° / 138°
Delivered lumens	120 lm/W	Housing colour	white RAL 9002
Light source	LED 4000 K	Protection type	IP67
Color Rendering Index	CRI > 80	Protection class	I
Colour tolerance	3 SCDM	Impact resistance	IK08
Lifetime ta 25° C	L80/B20 > 50.000 h	Windage area	0,063m <sup>2</sup>
Control gear	DALI	Dimensions	924 × 67 × 308 mm
Input voltage AC	202 – 254 V	Weight	10,30 kg
Input voltage DC	186 – 250 V	Max. ambient temperature ta	35°
Voltage protection	6 kV L/N   10 kV L/PE		
Luminaires per B16A / C16A	10 / 17		