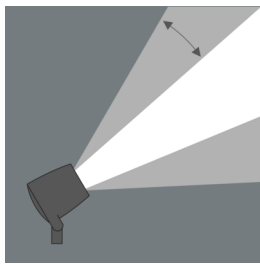
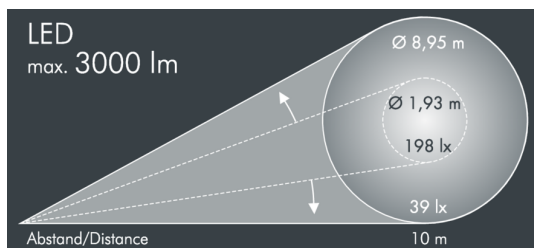
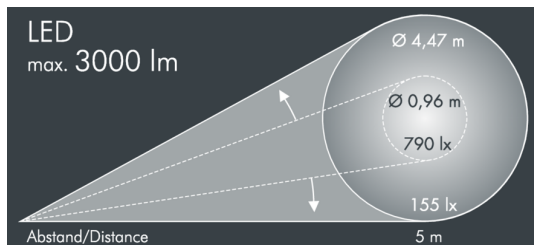




Monospot 3

8 903 046 069
36 W, 2211 lm, 3000 K warm white,
Vario Optic 11 – 48°



Customized solutions and modifications are possible: Special RAL, DB or NCS colours as polyester powder coat, luminaires in 2700 K and other colour temperatures and versions for high ambient temperature.

Specification text

housing made of corrosion-resistant die-cast aluminum AlSi12, polyester powder coated by high-quality and UV-stabilized coating process, Colour: black RAL 7021, all exterior parts are stainless steel, tempered safety glass, anti-reflective coating from 1 side, dark screenprint, silicon gasket, closure with 3 stainless steel screws, bracket: 2 long holes $\varnothing 7$ mm, spacing 30-40 mm, 1 centre hole $\varnothing 17$ mm, tilt range: 180°, cable gland: M20, connecting terminal: 3 pole, Optical lense for narrow and wide beam light distribution, adjustable from outside the luminaire on site, integral driver (AC/DC), CRI > 80, max 2 SDCM, service life L90/B10 > 50.000 h, Beam angle (FWHM): 11 – 48°, luminous flux: 2211 lm, wattage: 36 W, delivered lumens 61 – 83 lm/W, protection type IP67, protection class I, impact resistance IK08, windage area 0,049 m², dimensions: $\varnothing 175$ mm, width 200 mm, weight 3.7 kg

The modular luminaire design makes the replacement of components possible. The product meets the demands of the applicable EU guidelines and product safety regulations and bears the CE and ENEC marks.



Specification

| | | | |
|----------------------------|----------------------|-----------------------------|------------------------------------|
| Wattage | 36 W | Beam angle (FWHM) | 11 – 48° |
| Delivered lumens | 61 – 83 lm/W | Housing colour | black RAL 7021 |
| Light source | LED 3000 K | Power supply cable | $\varnothing 6 - 13$ mm |
| Color Rendering Index | CRI > 80 | Protection type | IP67 |
| Colour tolerance | max 2 SDCM | Protection class | I |
| Lifetime ta 25° C | L90/B10 > 50.000 h | Impact resistance | IK08 |
| Control gear | on / off | Windage area | 0,049m ² |
| Input voltage AC | 110 – 240 V | Dimensions | $\varnothing 175$ mm, width 200 mm |
| Input voltage DC | 190 – 250 V | Weight | 3,70 kg |
| Voltage protection | 4 kV L/N 5 kV L/PE | Max. ambient temperature ta | 35° |
| Luminaires per B16A / C16A | 30 / 51 | | |

Technical and formal changes reserved, product photos are exemplary. As of