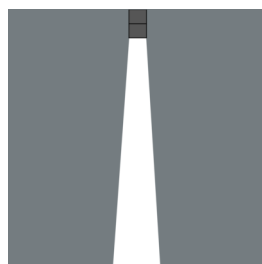
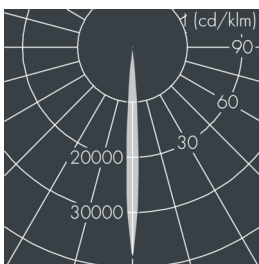
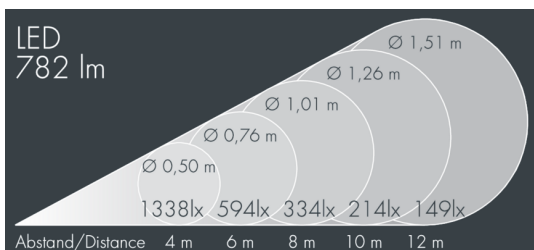


## Surface-mounted downlight

8 320 046 019

5 × 2,5 W, 782 lm, 3000 K warm white,  
narrow beam 7°



Customized solutions and modifications are possible: Special RAL, DB or NCS colours as polyester powder coat, luminaires in 2700 K and other colour temperatures and versions for high ambient temperature.

## Specification text

housing made of corrosion-resistant die-cast aluminum AlSi12, polyester powder coated by high-quality and UV-stabilized coating process, Colour: black RAL 7021, all exterior parts are stainless steel, tempered safety glass, anti-reflective coating from 1 side, silicon gasket, with grub screw, ceiling mount: 2 drilled holes Ø 4 mm, spacing 86 mm, cable gland: Ø 4-11 mm UP, connecting terminal: 3 pole, highly efficient optics made of transparent thermoplastic for precise lighting tasks, integral control gear, CRI > 80, max 2 SDCM, service life L90/B10 > 50.000 h, Beam angle (FWHM): 7°, luminous flux: 782 lm, wattage: 13 W, delivered lumens 63 lm/W, protection type IP65, protection class I, impact resistance IK08, dimensions: Ø 149 mm, width 121 mm, weight 2 kg

The modular luminaire design makes the replacement of components possible. The product meets the demands of the applicable EU guidelines and product safety regulations and bears the CE and ENEC marks.

CE   IP65 IK08

## Specification

Wattage	13 W	Beam angle (FWHM)	7°
Delivered lumens	63 lm/W	Housing colour	black RAL 7021
Light source	LED 3000 K	Protection type	IP65
Color Rendering Index	CRI > 80	Protection class	I
Colour tolerance	max 2 SDCM	Impact resistance	IK08
Lifetime ta 25° C	L90/B10 > 50.000 h	Dimensions	Ø 149 mm, width 121 mm
Control gear	on / off	Weight	2,00 kg
Input voltage AC	205 – 253 V	Max. ambient temperature ta	40°