
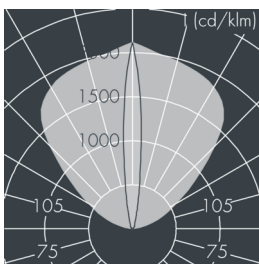
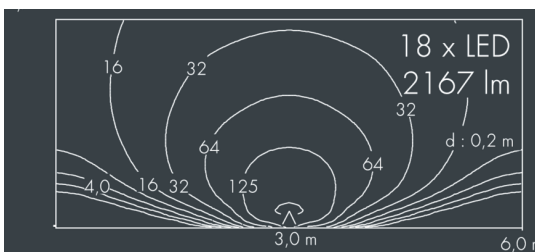


Upline linear

8 612 145 009

18 x 2,5 W, 2167 lm, 4000 K neutral white,
wall washer 10° / 99°

L1 = 935 mm, L2 = 995 mm



Customized solutions and modifications are possible: Special RAL, DB or NCS colours as polyester powder coat, luminaires in 2700 K and other colour temperatures and versions for high ambient temperature.

Specification text

housing made of extruded aluminum and corrosion-resistant die-cast aluminum AlSi12, double polyester powder coated by high-quality and UV-stabilized coating process, Colour: black RAL 7021, all exterior parts are stainless steel, tempered safety glass flush with frame, anti-reflective coating from 1 side, for loads up to max. 5000 kg (according to IEC / EN 60598-2-13), silicon gasket, stainless steel cover frame and closure with stainless steel screws, with stainless steel coupling, cable gland: M20 (stainless steel), connecting terminal: 3 pole, integral control gear, CRI > 80, max 2 SDCM, service life L90/B10 > 50.000 h, Beam angle (FWHM): 10° / 99°, luminous flux: 2167 lm, wattage: 40 W, delivered lumens 54 lm/W, protection type IP67, protection class I, impact resistance IK09, dimensions (LxHxW): 935 x 99 x 122 mm, weight 10.05 kg

The modular luminaire design makes the replacement of components possible. The product meets the demands of the applicable EU guidelines and product safety regulations and bears the CE mark.

 IP67 IK09

Specification

Wattage	40 W	Beam angle (FWHM)	10° / 99°
Delivered lumens	54 lm/W	Housing colour	black RAL 7021
Light source	LED 4000 K	Power supply cable	Ø 6 – 13 mm
Color Rendering Index	CRI > 80	Protection type	IP67
Colour tolerance	max 2 SDCM	Protection class	I
Lifetime ta 25° C	L90/B10 > 50.000 h	Impact resistance	IK09
Control gear	on / off	Dimensions	935 x 99 x 122 mm
Input voltage AC	220 – 240 V	Weight	10,05 kg
Voltage protection	2 kV L/N 4 kV L/PE		